

Signify Classified - Internal
Cooper Lighting Solutions Photometric Lab
1121 Highway 74 South
Peachtree City, GA 30269



Scaled data based on original data using
LM-79-08 Approved Method: Electrical and Photometric Measurements of Solid-
State Lighting Products

Test Report Prepared for
Cooper Lighting Solutions
(formerly Eaton)

Brand: McGRAW-EDISON

Report Number: P1437821

Luminaire Tested: **GALN-SB1A-850-U-T3LG-HSS**

Issue Date: 03/27/202

This test was performed under the Supervised Manufacturer's Testing Program. The results of this test have not been influenced by sources from within Cooper Lighting Solutions or from external interests.

Report Generated By 670245763



Test Information

Test Method: LM-79-08
 Report Number: P1437821
 Test Lab: INNOVATION CENTER(G1)
 Issue Date: 03/27/202
 Manufacturer: COOPER LIGHTING SOLUTIONS (FORMERLY EATON)
 Product Line: McGRAW-EDISON
 Catalog Number: GALN-SB1A-850-U-T3LG-HSS
 Description: GALLEON II AREA AND ROADWAY HIGH DENSITY LUMINAIRE 350ma 1xLight
 Square PACKAGE 80CRI 5000K FIXTURE w/ TYPE III LOW GLARE WITH HOUSE SIDE
 SHIELD
 Light Source: (26) 5000K CCT, 80 CRI LEDS
 Ballast/Driver: ELECTRONIC DRIVER
 Luminaire Equipment:

<u>Sample No.</u>	<u>Condition</u>	<u>Description</u>
a	good	reflector
b	good	lens
c	good	housing
d	good	cord

Summary

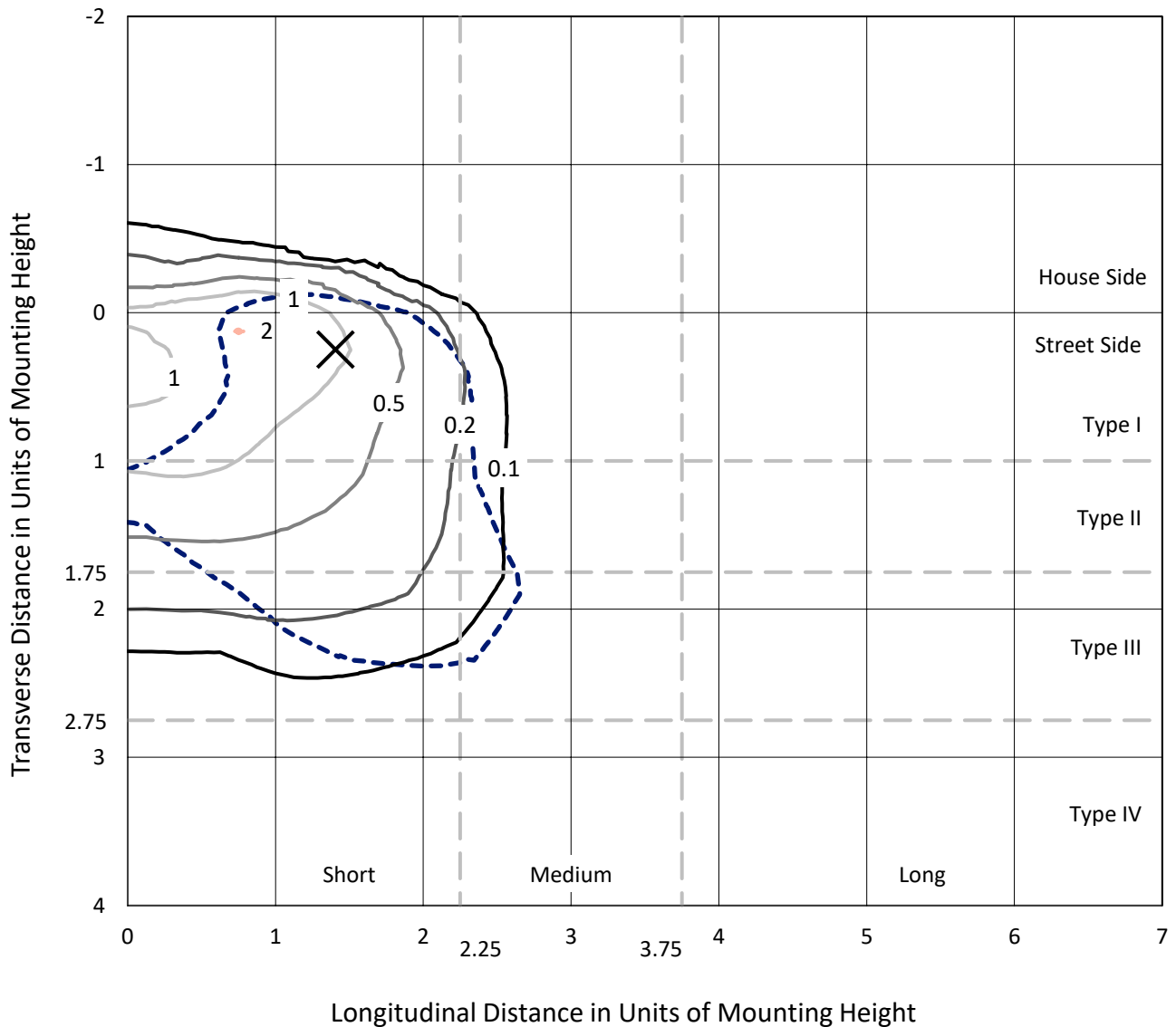
Lumens per Lamp: N/A
 Luminaire Lumens: 3280.1 lumens
 Efficiency: N/A
 Efficacy: 106.2 lumens/watt
 Luminous Opening: Rectangular (W 0.5' x L: 0.5' x H: 0')
 IES Classification: Type III - Short
 BUG Rating: B1 - U0 - G1

 Input Watts (W): 30.9
 Input Voltage (V): 120
 Input Current (Ain): NR
 Voltage Rise (V): NR
 Power Factor: 0.97
 Total Harmonic Distortion (THDi): NR
 Frequency (hertz): 60
 Stabilization Time: NR
 Operation Time: NR
 Ambient Temperature (°C): NR
 Test Distance: 28.75 FT

REPORT NUMBER: P1437821
 CATALOG NUMBER: GALN-SB1A-850-U-T3LG-HSS

Iso-Footcandle Lines of Horizontal Illumination

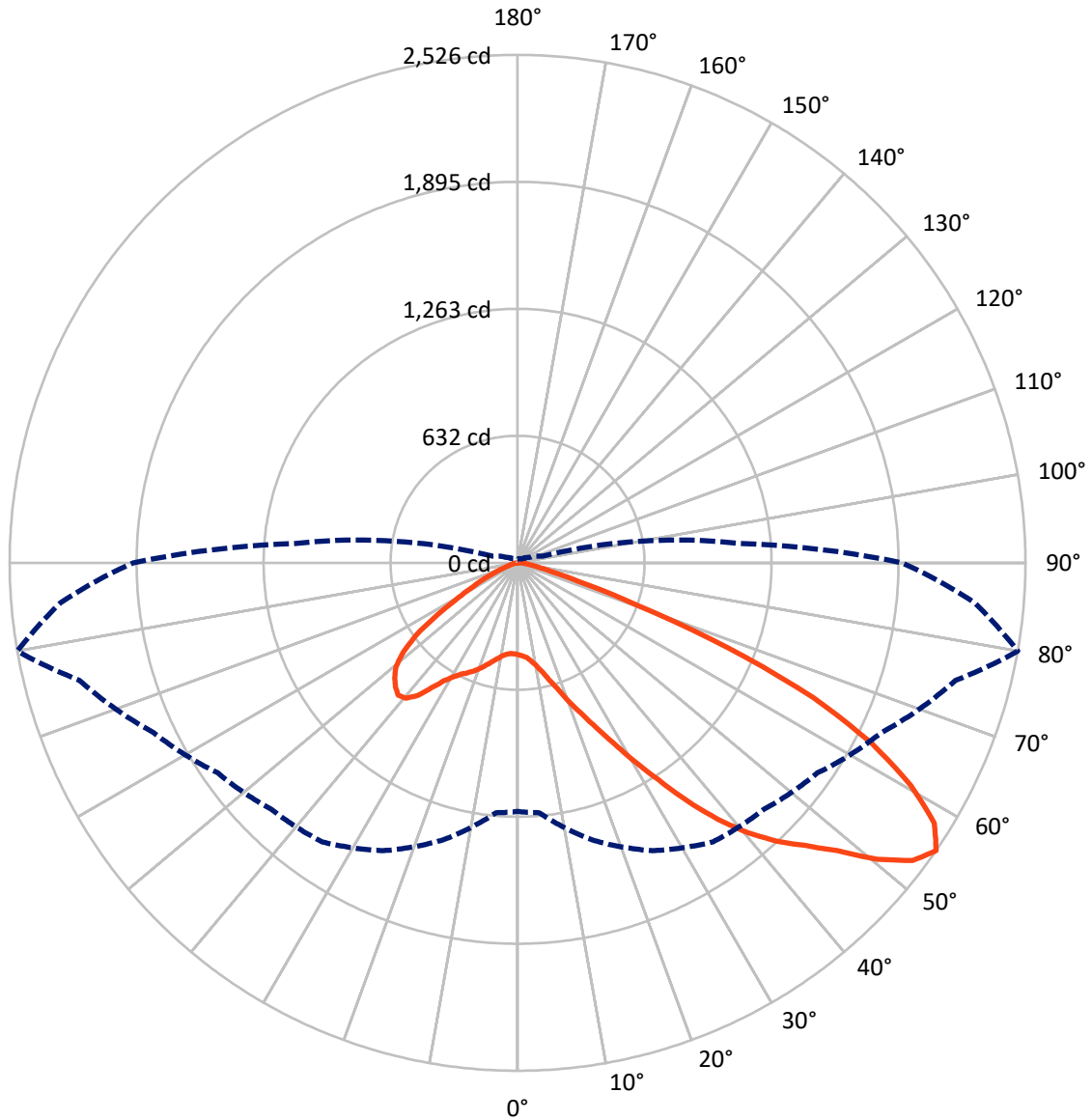
✕ Max cd
 - - - 1/2 Max cd



Based on 20 foot mounting height. Maximum calculated value = 2 fc
 Type III - Short - N/A

REPORT NUMBER: P1437821
CATALOG NUMBER: GALN-SB1A-850-U-T3LG-HSS

Luminous Intensity Polar Plot



— Vertical Plane Through 80-Deg Lateral - - - Horizontal Cone Through 55-Deg Vertical

REPORT NUMBER: P1437821
 CATALOG NUMBER: GALN-SB1A-850-U-T3LG-HSS

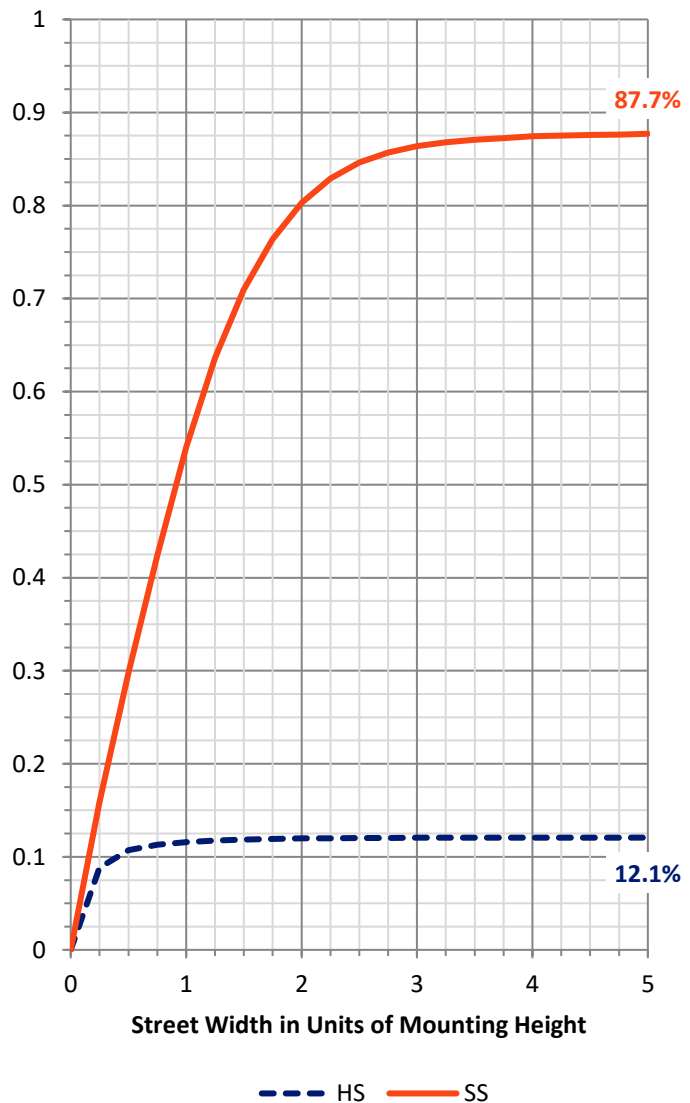
FLUX DISTRIBUTION:

		Downward	Upward	Total
House Side	Lumens	398.7	0.0	398.7
	% Fixture	12.2	0.0	12.2
Street Side	Lumens	2881.4	0.0	2881.4
	% Fixture	87.8	0.0	87.8
Total	Lumens	3280.1	0.0	3280.1
	% Fixture	100.0	0.0	100.0

Coefficient of Utilization

ZONAL LUMENS:

Zone	Lumens	% Fixture
0°-10°	38.3	1.2
10°-20°	101.1	3.1
20°-30°	197.9	6.0
30°-40°	402.6	12.3
40°-50°	678.8	20.7
50°-60°	867.3	26.4
60°-70°	740.4	22.6
70°-80°	236.6	7.2
80°-90°	17.1	0.5
90°-100°	0.0	0.0
100°-110°	0.0	0.0
110°-120°	0.0	0.0
120°-130°	0.0	0.0
130°-140°	0.0	0.0
140°-150°	0.0	0.0
150°-160°	0.0	0.0
160°-170°	0.0	0.0
170°-180°	0.0	0.0
0°-90°	3280.1	100.0
0°-180°	3280.1	100.0

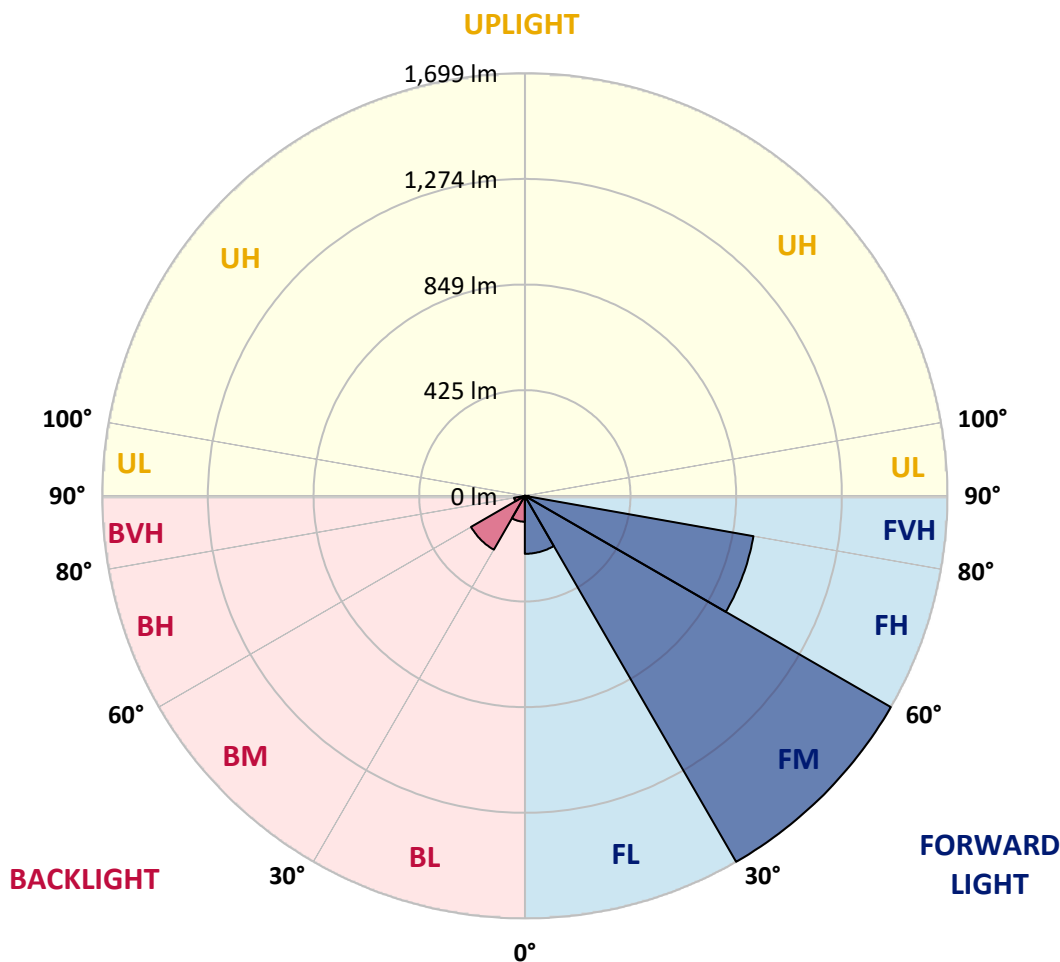


REPORT NUMBER: P1437821
 CATALOG NUMBER: GALN-SB1A-850-U-T3LG-HSS

LUMINAIRE CLASSIFICATION SYSTEM LUMEN TABLE AND BUG RATING:

Zone	Lumens	% Fixture	Zone Rating/Lumen Limit		
			B	U	G
FL (0°-30°)	233.2	7.1			
FM (30°-60°)	1698.8	51.8			
FH (60°-80°)	933.2	28.5			G1/1800
FVH (80°-90°)	16.2	0.5			G1/100
BL (0°-30°)	104.1	3.2	B0/110		
BM (30°-60°)	249.9	7.6	B1/1000		
BH (60°-80°)	43.8	1.3	B0/110		G0/110
BVH (80°-90°)	0.9	0.0			G0/10
UL (90°-100°)	0.0	0.0		U0/0	
UH (100°-180°)	0.0	0.0		U0/0	

BUG Rating: B1-U0-G1
 Type III Short





REPORT NUMBER: P1437821

CATALOG NUMBER: GALN-SB1A-850-U-T3LG-HSS

CANDELA DISTRIBUTION (FULL):

	0°	5°	15°	25°	35°	45°	55°	65°	75°	80°	85°
0°	456.9	456.9	456.9	456.9	456.9	456.9	456.9	456.9	456.9	456.9	456.9
2.5°	459.7	460.7	459.7	460.7	462.5	461.6	465.3	464.4	464.4	463.4	459.7
5°	433.6	434.5	436.4	441.1	447.6	454.1	462.5	468.1	473.7	472.8	469.0
7.5°	382.3	384.2	391.6	401.0	422.4	442.0	463.4	477.4	489.6	493.3	490.5
10°	353.4	355.3	359.9	369.3	388.8	421.5	463.4	492.4	513.8	521.3	522.2
12.5°	350.6	351.5	355.3	365.5	382.3	410.3	462.5	511.9	548.3	559.5	563.2
15°	352.5	354.3	358.1	366.5	386.1	417.8	470.0	542.7	594.0	609.8	610.8
17.5°	359.9	361.8	366.5	375.8	397.2	437.3	493.3	574.4	649.0	666.7	677.0
20°	374.9	375.8	381.4	393.5	417.8	461.6	527.8	617.3	715.2	741.3	748.8
22.5°	394.4	397.2	404.7	419.6	450.4	495.2	575.3	669.5	788.0	815.0	828.1
25°	415.9	419.6	430.8	455.1	494.2	546.4	634.1	738.5	873.7	906.4	924.1
27.5°	459.7	460.7	468.1	498.9	549.2	613.6	708.7	827.1	974.5	1012.7	1032.3
30°	555.8	556.7	550.2	558.6	609.8	692.8	796.3	930.6	1091.9	1145.1	1161.0
32.5°	673.3	677.9	677.0	671.4	694.7	772.1	900.8	1054.6	1230.0	1285.9	1300.8
35°	806.6	817.8	815.0	813.1	815.9	873.7	1020.1	1191.7	1386.6	1454.7	1466.8
37.5°	937.2	939.9	953.0	968.9	970.7	1010.8	1158.2	1337.2	1532.1	1618.8	1637.5
40°	1037.9	1047.2	1079.8	1111.5	1144.2	1175.9	1271.9	1454.7	1647.7	1764.3	1772.7
42.5°	1116.2	1138.6	1186.1	1235.5	1301.8	1337.2	1380.1	1537.7	1741.9	1893.9	1890.2
45°	1211.3	1220.6	1287.8	1353.0	1420.2	1474.3	1473.3	1607.6	1815.6	2004.9	1981.5
47.5°	1275.6	1286.8	1378.2	1454.7	1523.7	1550.7	1556.3	1683.1	1917.2	2139.1	2084.1
50°	1310.1	1329.7	1429.5	1526.5	1601.1	1609.5	1634.7	1782.0	2050.5	2317.2	2213.7
52.5°	1313.9	1332.5	1447.2	1572.2	1653.3	1670.1	1713.0	1893.9	2180.2	2459.9	2288.3
55°	1236.5	1247.7	1425.8	1579.6	1694.3	1733.5	1821.2	1997.4	2255.7	2526.1	2281.8
57.5°	1163.7	1174.9	1329.7	1566.6	1736.3	1816.5	1936.8	2068.3	2196.9	2444.1	2136.3
60°	1101.3	1106.9	1247.7	1506.0	1752.1	1897.6	2036.6	1998.3	2045.0	2247.3	1887.4
62.5°	983.8	987.5	1154.4	1396.9	1720.4	1960.1	2071.1	1850.1	1878.0	1975.9	1594.6
65°	743.2	757.2	910.1	1314.8	1668.2	1989.0	1990.9	1669.2	1640.2	1616.9	1254.2
67.5°	504.5	520.3	612.6	1182.4	1583.4	2001.1	1835.1	1435.1	1249.5	1129.2	821.5
70°	402.8	402.8	434.5	950.2	1382.0	1846.3	1642.1	1083.6	793.5	623.8	440.1
72.5°	264.8	265.8	295.6	603.3	980.0	1408.1	1339.1	626.6	412.2	318.0	217.3
75°	96.0	96.0	129.6	241.5	518.5	838.3	815.9	299.3	223.8	173.4	131.5
77.5°	51.3	53.2	62.5	99.8	198.6	341.3	318.9	152.9	126.8	108.2	82.1
80°	34.5	35.4	42.0	61.5	96.0	131.5	102.6	85.8	85.8	72.7	55.0
82.5°	18.6	19.6	28.0	40.1	51.3	61.5	49.4	50.4	60.6	49.4	31.7
85°	13.1	13.1	21.4	28.9	28.9	29.8	21.4	31.7	35.4	30.8	21.4
87.5°	7.5	7.5	12.1	14.0	14.0	13.1	6.5	11.2	14.0	15.9	9.3
90°	0.0	0.0	0.0	0.0	0.0	0.0	0.0	0.0	0.0	0.0	0.0



REPORT NUMBER: P1437821

CATALOG NUMBER: GALN-SB1A-850-U-T3LG-HSS

CANDELA DISTRIBUTION (continued):

	90°	95°	105°	115°	125°	135°	145°	155°	165°	175°	180°
0°	456.9	456.9	456.9	456.9	456.9	456.9	456.9	456.9	456.9	456.9	456.9
2.5°	458.8	456.0	450.4	439.2	433.6	426.1	419.6	411.2	409.4	408.4	404.7
5°	466.2	460.7	443.9	419.6	399.1	379.5	359.9	348.8	339.4	334.8	333.8
7.5°	484.9	473.7	442.9	400.0	361.8	328.2	299.3	274.2	261.1	249.9	250.8
10°	512.9	495.2	444.8	381.4	324.5	270.4	228.5	192.1	166.0	153.9	152.9
12.5°	550.2	525.0	451.3	362.7	278.8	203.3	150.1	128.7	123.1	122.2	121.2
15°	595.9	560.4	457.9	338.5	217.3	140.8	122.2	117.5	116.6	115.6	115.6
17.5°	650.9	601.5	461.6	297.5	158.5	121.2	114.7	111.9	111.0	110.0	110.0
20°	719.9	647.1	466.2	245.2	134.3	116.6	109.1	105.4	104.4	104.4	103.5
22.5°	788.0	698.4	462.5	199.6	129.6	111.0	102.6	98.8	97.0	97.0	96.0
25°	866.3	750.7	451.3	180.0	128.7	106.3	96.0	90.5	87.7	86.7	86.7
27.5°	955.8	810.3	433.6	180.9	128.7	102.6	87.7	80.2	78.3	76.5	76.5
30°	1058.4	883.1	420.6	193.0	130.5	98.8	80.2	70.9	68.1	66.2	67.1
32.5°	1175.9	964.2	419.6	212.6	133.3	93.2	71.8	61.5	58.7	57.8	58.7
35°	1309.2	1064.9	441.1	227.5	125.9	81.1	61.5	53.2	50.4	50.4	51.3
37.5°	1457.5	1180.5	470.0	223.8	101.6	64.3	53.2	46.6	43.8	44.8	45.7
40°	1592.7	1271.0	474.6	191.2	76.5	55.0	45.7	41.0	39.2	40.1	41.0
42.5°	1695.3	1343.7	429.9	148.3	64.3	46.6	39.2	35.4	34.5	36.4	36.4
45°	1778.3	1372.6	359.0	110.0	56.9	40.1	34.5	32.6	30.8	31.7	31.7
47.5°	1865.0	1377.3	292.8	88.6	50.4	36.4	31.7	29.8	28.0	28.0	28.0
50°	1948.9	1366.1	223.8	78.3	46.6	32.6	28.9	27.0	25.2	24.2	24.2
52.5°	1969.4	1276.6	164.1	72.7	42.9	30.8	27.0	25.2	23.3	22.4	22.4
55°	1912.5	1106.9	128.7	65.3	39.2	28.0	25.2	23.3	20.5	19.6	19.6
57.5°	1725.1	843.9	102.6	55.9	35.4	27.0	23.3	21.4	18.6	17.7	17.7
60°	1481.7	598.7	83.0	45.7	32.6	24.2	21.4	18.6	16.8	14.9	14.9
62.5°	1212.2	429.9	67.1	38.2	30.8	21.4	19.6	16.8	13.1	10.3	10.3
65°	929.7	308.7	52.2	30.8	28.0	18.6	16.8	14.0	10.3	7.5	7.5
67.5°	601.5	199.6	39.2	27.0	21.4	15.9	13.1	11.2	9.3	6.5	5.6
70°	317.0	116.6	28.9	23.3	15.9	12.1	11.2	9.3	7.5	4.7	4.7
72.5°	164.1	76.5	21.4	20.5	12.1	8.4	9.3	7.5	5.6	2.8	2.8
75°	105.4	51.3	15.9	16.8	7.5	6.5	6.5	4.7	2.8	1.9	0.9
77.5°	68.1	34.5	11.2	14.0	4.7	3.7	3.7	1.9	0.9	0.0	0.0
80°	40.1	21.4	7.5	9.3	1.9	1.9	0.9	0.0	0.0	0.0	0.0
82.5°	20.5	11.2	3.7	3.7	0.9	0.0	0.0	0.0	0.0	0.0	0.0
85°	13.1	5.6	0.9	0.9	0.0	0.0	0.0	0.0	0.0	0.0	0.0
87.5°	6.5	1.9	0.9	0.0	0.0	0.0	0.0	0.0	0.0	0.0	0.0
90°	0.0	0.0	0.0	0.0	0.0	0.0	0.0	0.0	0.0	0.0	0.0

Cooper Lighting Solutions Photometric Lab
1121 Highway 74 South
Peachtree City, GA 30269



LM-79-2019: Approved Method: Electrical and Photometric Measurements of Solid-State Lighting Products

Report Prepared for

Cooper Lighting Solutions

McGraw-Edison

Report Number: SP1-2407-184-12

Test Date: 10/11/2024

Luminaire Tested: GSS-SB1A-850-U-5WQ

Data in this report applies to families of products including GSS-SB1A-850-U-5WQ

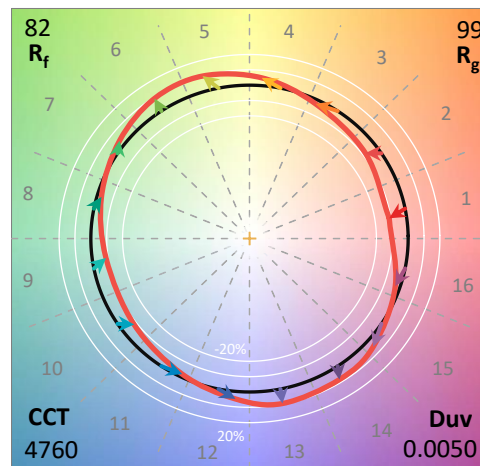
Test Information

Test Method: LM-79-2019
 Report Number: SP1-2407-184-12
 Test Lab: COOPER LIGHTING SOLUTIONS
 Photometer: SP1 - 76IN SPHERE
 Measurement Geometry: 4π
 Issue Date: 10/15/2024
 Manufacturer: COOPER LIGHTING SOLUTIONS
 Product Line: McGraw-Edison
 Catalog Number: **GSS-SB1A-850-U-5WQ**
 Description: GALLEON II SITE SLIM 1SQ 350MA 5WQ HIGH DENSITY LIGHTSQUARE WITH 80 CRI 5000K CCT 26 LEDS

Spectral Parameters

CCT (K): 4760
 CIE u': 0.2107
 CIE v': 0.4939
 Duv: 0.0050
 CIE x: 0.3537
 CIE y: 0.3685
 CIE z: 0.2779
 Peak Wavelength (nm): 443
 Dominant Wavelength (nm): 571
 Purity: 16.69598
 Rf: 82
 Rg: 99.4

CRI (Ra):	81.1		
R1:	79.8	R9:	8.7
R2:	83.5	R10:	62.4
R3:	87.9	R11:	83.8
R4:	83.1	R12:	63.0
R5:	80.5	R13:	79.9
R6:	79.1	R14:	93.3
R7:	86.1	R15:	72.7
R8:	69.0		



Test Conditions

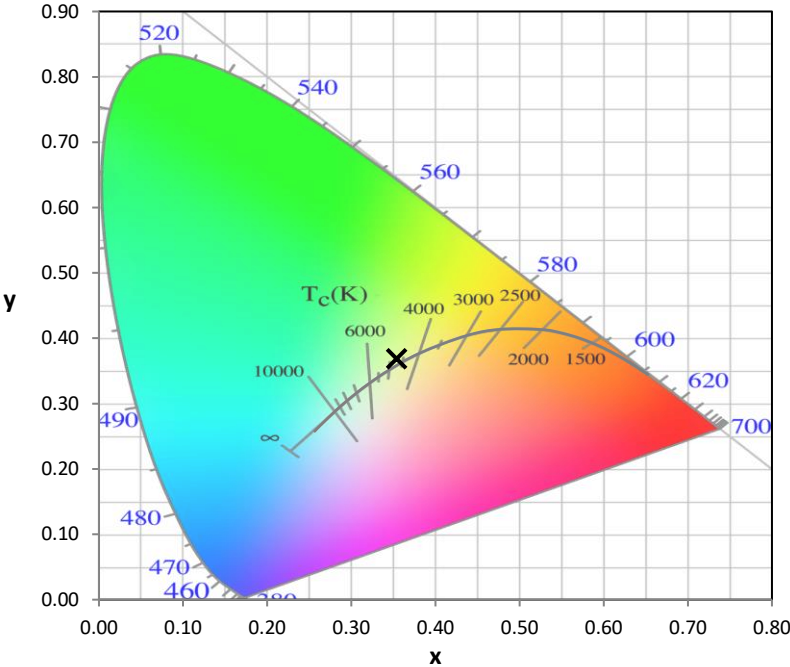
Stabilization Time: 21M
 Operation Time: 1H 21M
 Sphere Temperature (°C): 25.2

REPORT NUMBER: SP1-2407-184-12

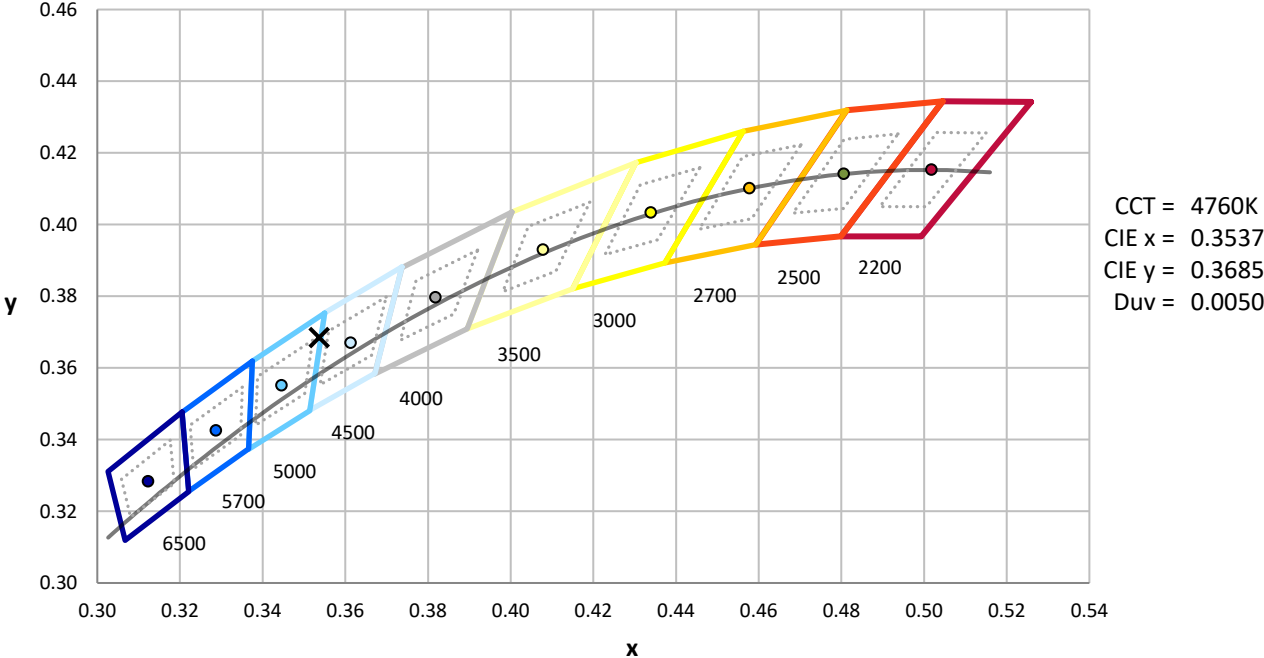
Measurement and Test Equipment			
Instrument	Identification Number	Calibration Date	Calibration Due Date
Photometer	IN0058	6/18/2024	12/18/2024
Power Meter	INXT2011004	2/8/2024	2/8/2025
AC Power Source	IN0063	10/24/2023	10/24/2024
DC Power Source	IN0208	10/24/2023	10/24/2024
Sphere Thermometer	IN0085	10/24/2023	10/24/2024
Room Thermometer	IN0046	10/24/2023	10/24/2024

REPORT NUMBER: SP1-2407-184-12

CIE 1931 Chromaticity Diagram



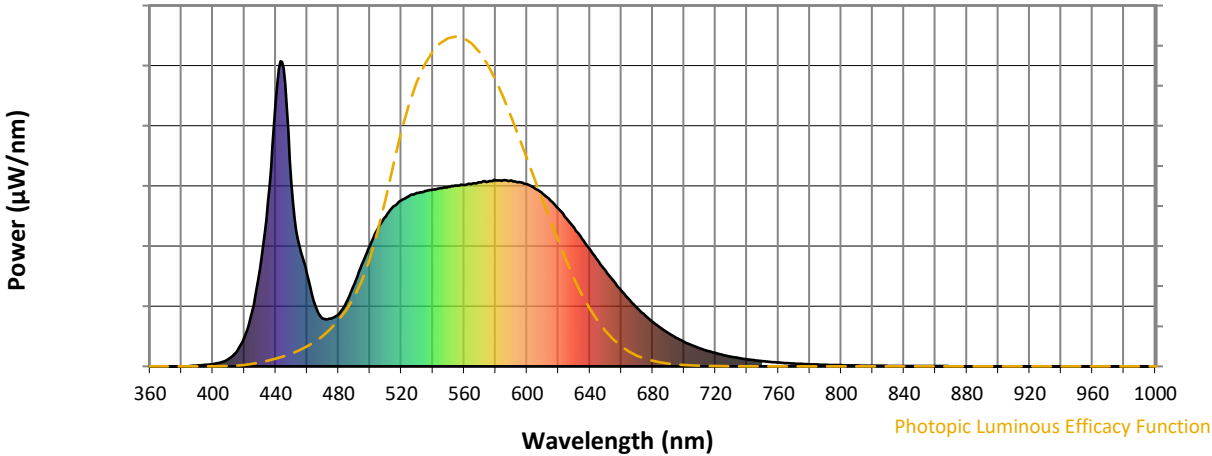
CIE 1931 Chromaticity Diagram with 2017 ANSI 7-Step and 4-Step Quadrangles



Point lies inside the ANSI 5000K 7-step quadrangle

REPORT NUMBER: SP1-2407-184-12

Photopic Flux vs. Wavelength

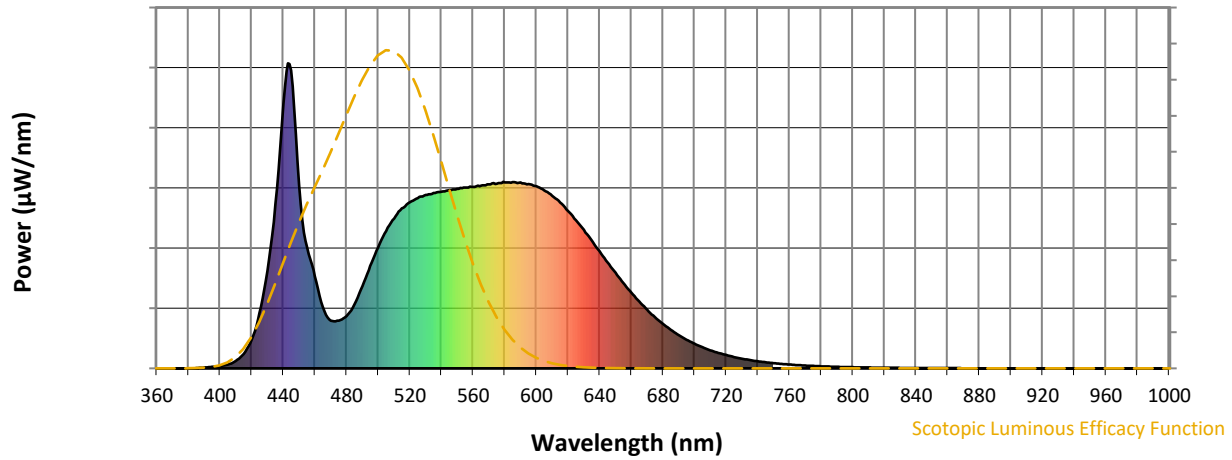


Photopic Lumens: NR

λ (nm)	Power W [^] /nm	Lumens (φ/nm)	λ (nm)	Power W [^] /nm	Lumens (φ/nm)	λ (nm)	Power W [^] /nm	Lumens (φ/nm)	λ (nm)	Power W [^] /nm	Lumens (φ/nm)	λ (nm)	Power W [^] /nm	Lumens (φ/nm)
360	0	NR	490	270	NR	620	517	NR	750	17	NR	880	0	NR
365	0	NR	495	335	NR	625	486	NR	755	15	NR	885	0	NR
370	0	NR	500	397	NR	630	454	NR	760	12	NR	890	0	NR
375	0	NR	505	451	NR	635	419	NR	765	11	NR	895	0	NR
380	0	NR	510	492	NR	640	384	NR	770	9	NR	900	0	NR
385	1	NR	515	524	NR	645	347	NR	775	8	NR	905	0	NR
390	3	NR	520	545	NR	650	313	NR	780	7	NR	910	0	NR
395	5	NR	525	558	NR	655	280	NR	785	6	NR	915	0	NR
400	7	NR	530	568	NR	660	248	NR	790	5	NR	920	0	NR
405	13	NR	535	575	NR	665	219	NR	795	4	NR	925	0	NR
410	24	NR	540	579	NR	670	192	NR	800	4	NR	930	0	NR
415	47	NR	545	585	NR	675	167	NR	805	3	NR	935	0	NR
420	95	NR	550	588	NR	680	146	NR	810	3	NR	940	0	NR
425	181	NR	555	593	NR	685	126	NR	815	2	NR	945	0	NR
430	319	NR	560	595	NR	690	109	NR	820	2	NR	950	0	NR
435	539	NR	565	600	NR	695	94	NR	825	2	NR	955	0	NR
440	868	NR	570	603	NR	700	80	NR	830	2	NR	960	0	NR
445	977	NR	575	606	NR	705	69	NR	835	1	NR	965	0	NR
450	601	NR	580	609	NR	710	59	NR	840	1	NR	970	0	NR
455	397	NR	585	611	NR	715	51	NR	845	1	NR	975	0	NR
460	302	NR	590	610	NR	720	44	NR	850	1	NR	980	0	NR
465	201	NR	595	604	NR	725	37	NR	855	1	NR	985	0	NR
470	157	NR	600	596	NR	730	32	NR	860	1	NR	990	0	NR
475	157	NR	605	583	NR	735	27	NR	865	1	NR	995	0	NR
480	171	NR	610	566	NR	740	23	NR	870	1	NR	1000	0	NR
485	210	NR	615	543	NR	745	20	NR	875	0	NR			

REPORT NUMBER: SP1-2407-184-12

Scotopic Flux vs. Wavelength



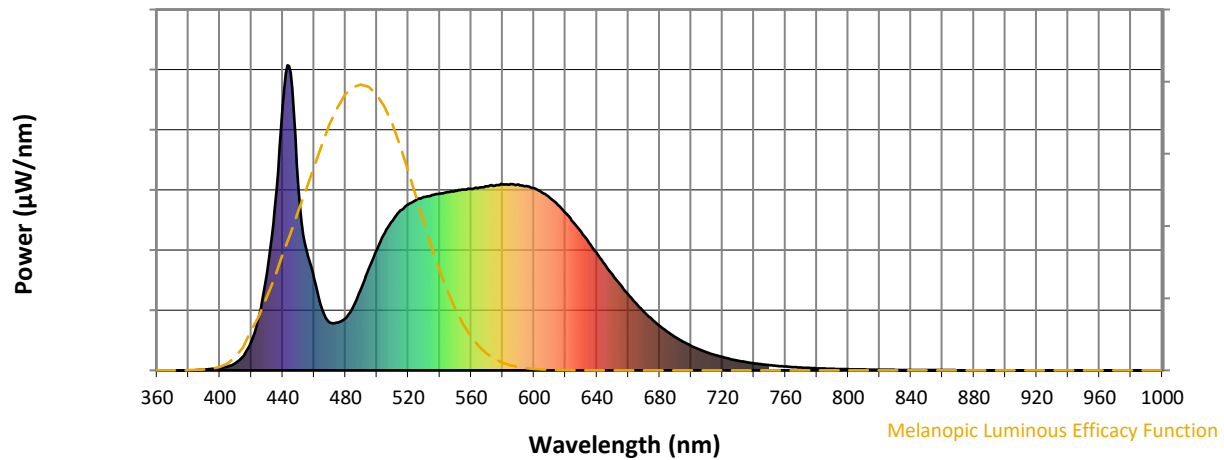
Scotopic Lumens: NR

S/P: 1.83

λ (nm)	Power W [^] /nm	Lumens (φ/nm)	λ (nm)	Power W [^] /nm	Lumens (φ/nm)	λ (nm)	Power W [^] /nm	Lumens (φ/nm)	λ (nm)	Power W [^] /nm	Lumens (φ/nm)	λ (nm)	Power W [^] /nm	Lumens (φ/nm)
360	0	NR	490	270	NR	620	517	NR	750	17	NR	880	0	NR
365	0	NR	495	335	NR	625	486	NR	755	15	NR	885	0	NR
370	0	NR	500	397	NR	630	454	NR	760	12	NR	890	0	NR
375	0	NR	505	451	NR	635	419	NR	765	11	NR	895	0	NR
380	0	NR	510	492	NR	640	384	NR	770	9	NR	900	0	NR
385	1	NR	515	524	NR	645	347	NR	775	8	NR	905	0	NR
390	3	NR	520	545	NR	650	313	NR	780	7	NR	910	0	NR
395	5	NR	525	558	NR	655	280	NR	785	6	NR	915	0	NR
400	7	NR	530	568	NR	660	248	NR	790	5	NR	920	0	NR
405	13	NR	535	575	NR	665	219	NR	795	4	NR	925	0	NR
410	24	NR	540	579	NR	670	192	NR	800	4	NR	930	0	NR
415	47	NR	545	585	NR	675	167	NR	805	3	NR	935	0	NR
420	95	NR	550	588	NR	680	146	NR	810	3	NR	940	0	NR
425	181	NR	555	593	NR	685	126	NR	815	2	NR	945	0	NR
430	319	NR	560	595	NR	690	109	NR	820	2	NR	950	0	NR
435	539	NR	565	600	NR	695	94	NR	825	2	NR	955	0	NR
440	868	NR	570	603	NR	700	80	NR	830	2	NR	960	0	NR
445	977	NR	575	606	NR	705	69	NR	835	1	NR	965	0	NR
450	601	NR	580	609	NR	710	59	NR	840	1	NR	970	0	NR
455	397	NR	585	611	NR	715	51	NR	845	1	NR	975	0	NR
460	302	NR	590	610	NR	720	44	NR	850	1	NR	980	0	NR
465	201	NR	595	604	NR	725	37	NR	855	1	NR	985	0	NR
470	157	NR	600	596	NR	730	32	NR	860	1	NR	990	0	NR
475	157	NR	605	583	NR	735	27	NR	865	1	NR	995	0	NR
480	171	NR	610	566	NR	740	23	NR	870	1	NR	1000	0	NR
485	210	NR	615	543	NR	745	20	NR	875	0	NR			

REPORT NUMBER: SP1-2407-184-12

Melanopic Flux vs. Wavelength



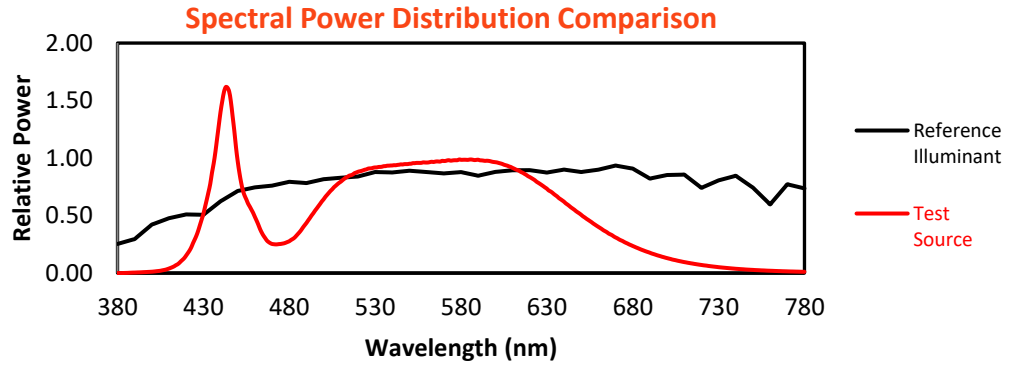
Melanopic Lumens: NR

M/P: 3.74

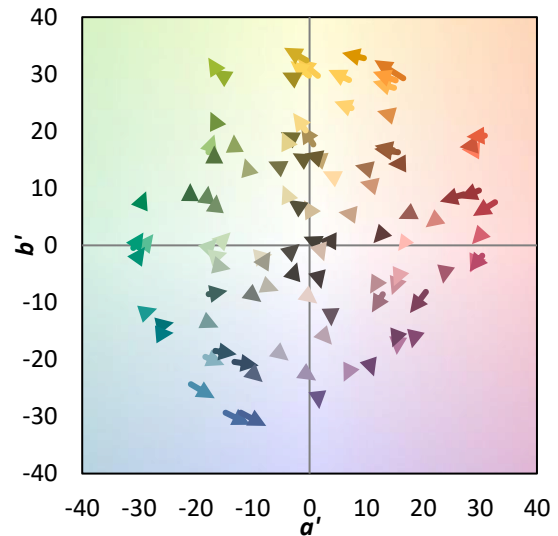
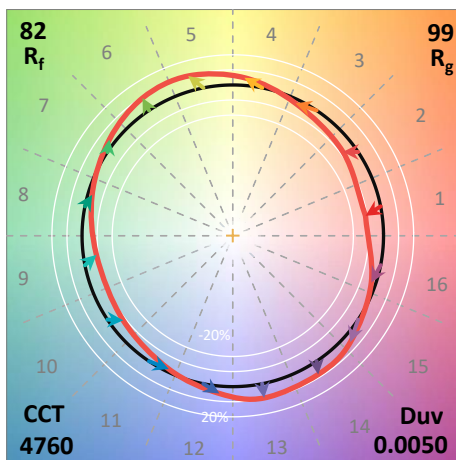
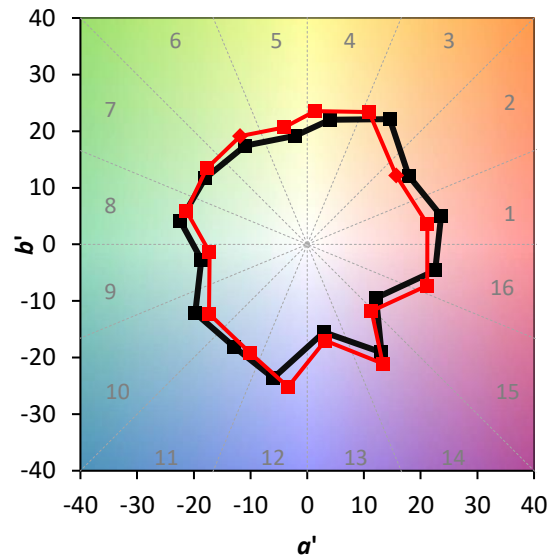
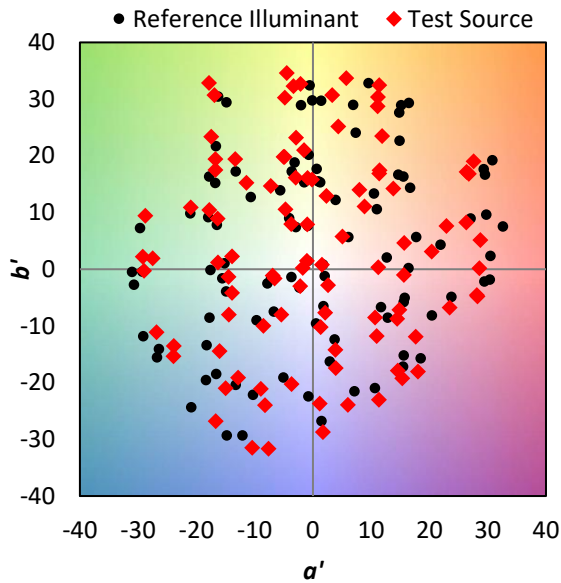
λ (nm)	Power W [^] /nm	Lumens (φ/nm)	λ (nm)	Power W [^] /nm	Lumens (φ/nm)	λ (nm)	Power W [^] /nm	Lumens (φ/nm)	λ (nm)	Power W [^] /nm	Lumens (φ/nm)	λ (nm)	Power W [^] /nm	Lumens (φ/nm)
360	0	NR	490	270	NR	620	517	NR	750	17	NR	880	0	NR
365	0	NR	495	335	NR	625	486	NR	755	15	NR	885	0	NR
370	0	NR	500	397	NR	630	454	NR	760	12	NR	890	0	NR
375	0	NR	505	451	NR	635	419	NR	765	11	NR	895	0	NR
380	0	NR	510	492	NR	640	384	NR	770	9	NR	900	0	NR
385	1	NR	515	524	NR	645	347	NR	775	8	NR	905	0	NR
390	3	NR	520	545	NR	650	313	NR	780	7	NR	910	0	NR
395	5	NR	525	558	NR	655	280	NR	785	6	NR	915	0	NR
400	7	NR	530	568	NR	660	248	NR	790	5	NR	920	0	NR
405	13	NR	535	575	NR	665	219	NR	795	4	NR	925	0	NR
410	24	NR	540	579	NR	670	192	NR	800	4	NR	930	0	NR
415	47	NR	545	585	NR	675	167	NR	805	3	NR	935	0	NR
420	95	NR	550	588	NR	680	146	NR	810	3	NR	940	0	NR
425	181	NR	555	593	NR	685	126	NR	815	2	NR	945	0	NR
430	319	NR	560	595	NR	690	109	NR	820	2	NR	950	0	NR
435	539	NR	565	600	NR	695	94	NR	825	2	NR	955	0	NR
440	868	NR	570	603	NR	700	80	NR	830	2	NR	960	0	NR
445	977	NR	575	606	NR	705	69	NR	835	1	NR	965	0	NR
450	601	NR	580	609	NR	710	59	NR	840	1	NR	970	0	NR
455	397	NR	585	611	NR	715	51	NR	845	1	NR	975	0	NR
460	302	NR	590	610	NR	720	44	NR	850	1	NR	980	0	NR
465	201	NR	595	604	NR	725	37	NR	855	1	NR	985	0	NR
470	157	NR	600	596	NR	730	32	NR	860	1	NR	990	0	NR
475	157	NR	605	583	NR	735	27	NR	865	1	NR	995	0	NR
480	171	NR	610	566	NR	740	23	NR	870	1	NR	1000	0	NR
485	210	NR	615	543	NR	745	20	NR	875	0	NR			

Summary

$R_f = 82$
 $R_g = 99.4$
 $CIE R_a = 81.1$
 $R_9 = 8.7$

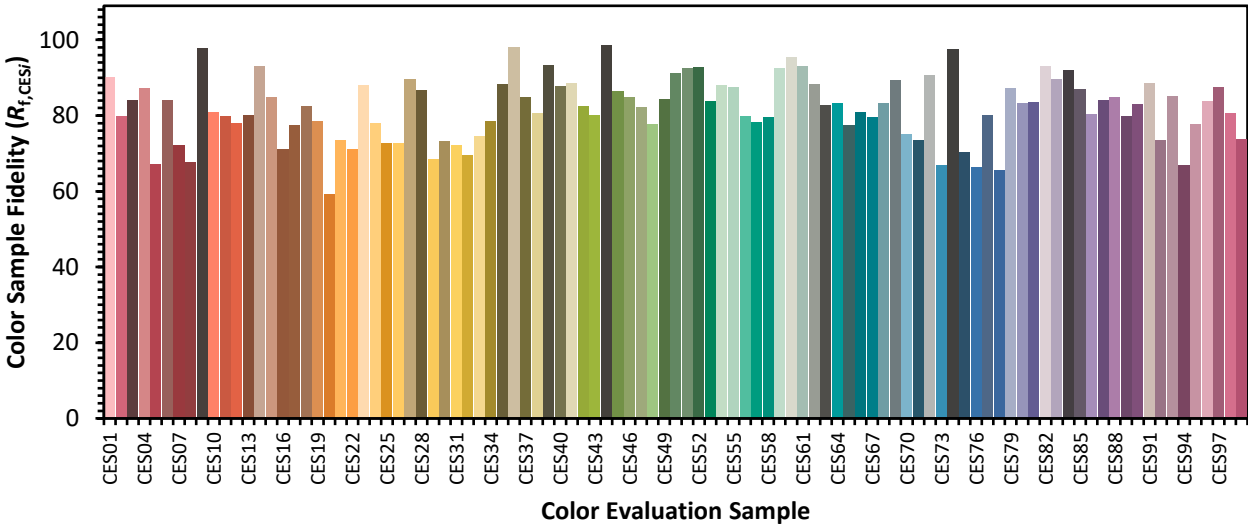


Color Vector Graphics

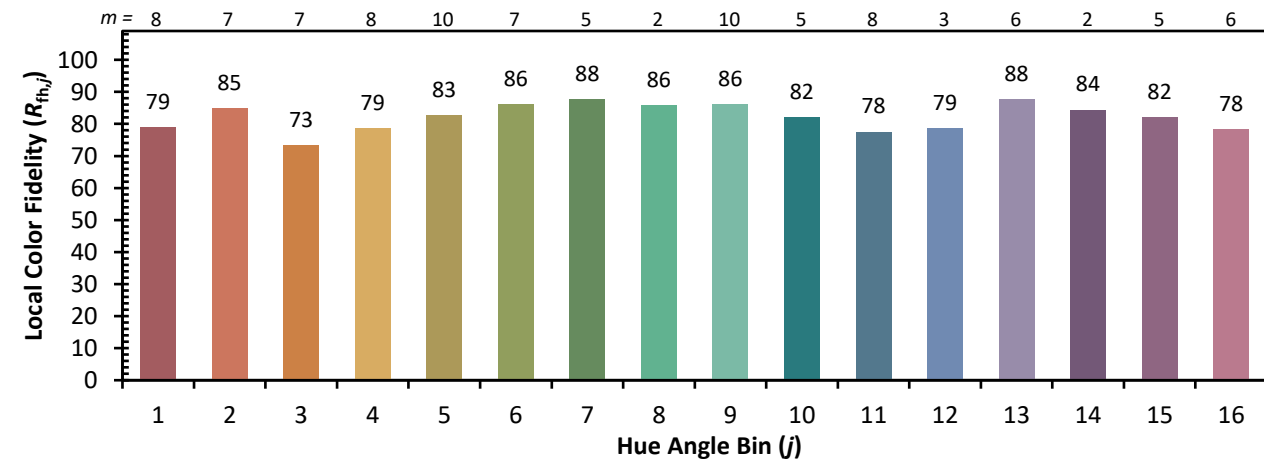
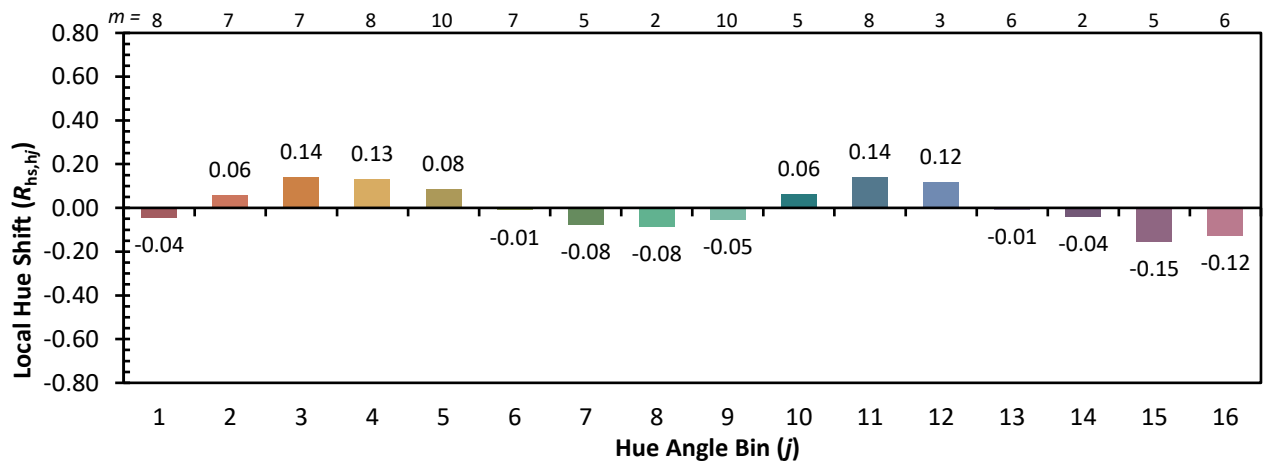
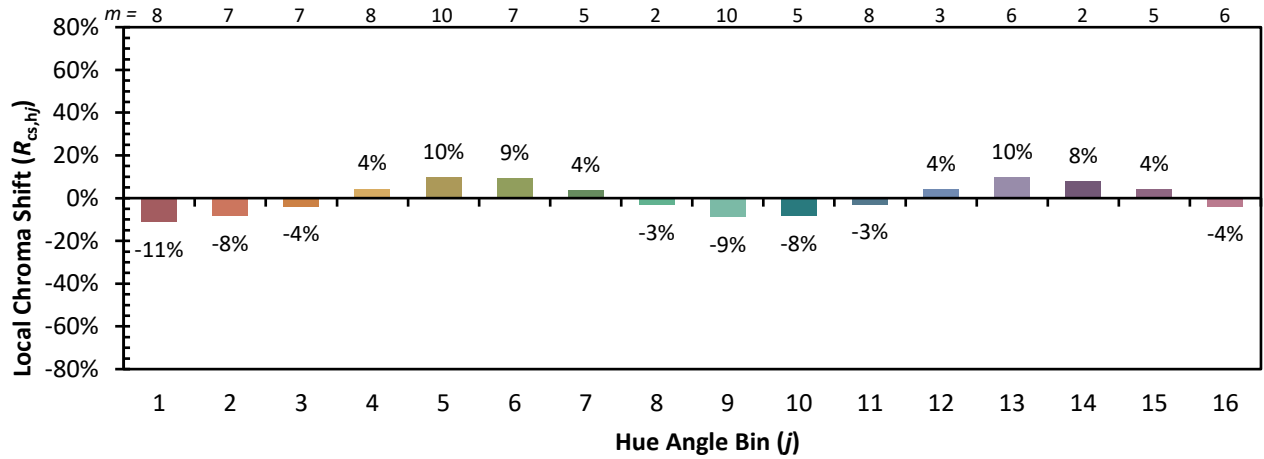


Individual Sample Fidelity Index ($R_{f,i}$)

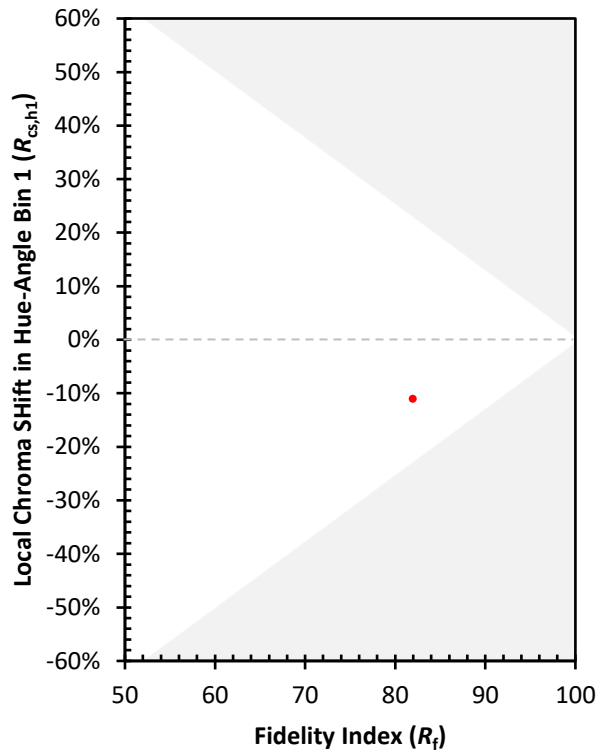
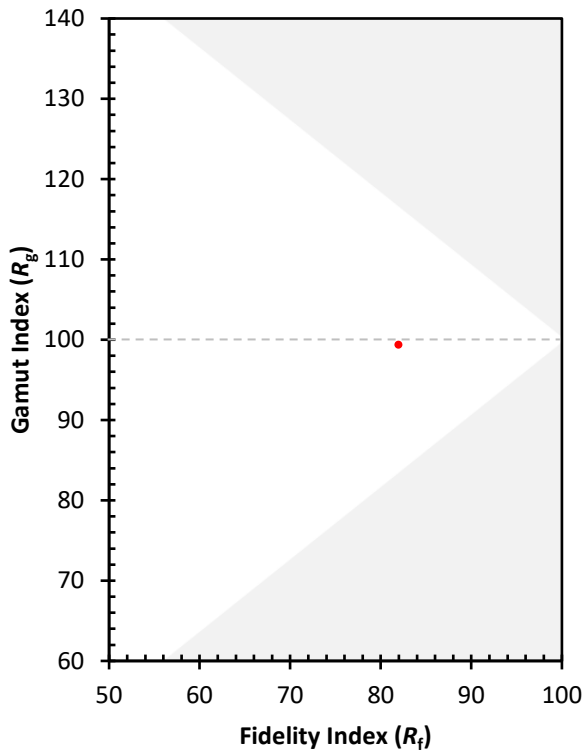
CES01 = 85	CES26 = 73	CES51 = 92	CES76 = 66
CES02 = 60	CES27 = 90	CES52 = 93	CES77 = 80
CES03 = 30	CES28 = 87	CES53 = 84	CES78 = 65
CES04 = 69	CES29 = 69	CES54 = 88	CES79 = 87
CES05 = 47	CES30 = 73	CES55 = 88	CES80 = 83
CES06 = 50	CES31 = 72	CES56 = 80	CES81 = 84
CES07 = 40	CES32 = 69	CES57 = 78	CES82 = 93
CES08 = 39	CES33 = 75	CES58 = 80	CES83 = 90
CES09 = 29	CES34 = 78	CES59 = 93	CES84 = 92
CES10 = 73	CES35 = 88	CES60 = 95	CES85 = 87
CES11 = 56	CES36 = 98	CES61 = 93	CES86 = 80
CES12 = 62	CES37 = 85	CES62 = 88	CES87 = 84
CES13 = 42	CES38 = 81	CES63 = 83	CES88 = 85
CES14 = 74	CES39 = 93	CES64 = 83	CES89 = 80
CES15 = 71	CES40 = 88	CES65 = 77	CES90 = 83
CES16 = 46	CES41 = 89	CES66 = 81	CES91 = 89
CES17 = 48	CES42 = 82	CES67 = 80	CES92 = 73
CES18 = 55	CES43 = 80	CES68 = 83	CES93 = 85
CES19 = 70	CES44 = 99	CES69 = 89	CES94 = 67
CES20 = 64	CES45 = 87	CES70 = 75	CES95 = 78
CES21 = 85	CES46 = 85	CES71 = 73	CES96 = 84
CES22 = 77	CES47 = 82	CES72 = 91	CES97 = 87
CES23 = 91	CES48 = 78	CES73 = 67	CES98 = 81
CES24 = 90	CES49 = 84	CES74 = 98	CES99 = 74
CES25 = 71	CES50 = 91	CES75 = 70	



Color Rendition by Hue-Angle Bin



Measure Comparisons



(END OF REPORT)